
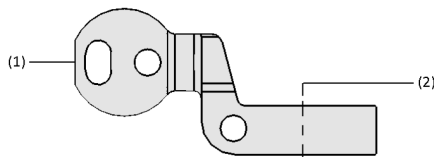


Holders for Spring Plungers HT-FST

Mountings for spring plungers from M18x1.5 to M30x1.5



Holders for Spring Plungers HT-FST



System design Holders for Spring Plungers HT-FST



Holders for spring plunger HT-FST in combination with spring plungers FSTE-HDB for handling sheet metal parts

Suitability for industry specific applications

Application

- Holder for mounting spring plungers on tooling beams
- For spring plungers with mounting threads from M18 x 1.5 to M30 x 1.5

Design

- Connection for tooling beams: Ball (A3: \varnothing 28.5 mm; A5: \varnothing 32 mm) or "Apple-Core" cylinder (A2: \varnothing 19 mm) (1)
- Connection for spring plunger (2)

Product highlights

- Flexible use on tooling traverses, fast exchange and short set-up times
- Thanks to lightweight aluminium construction suitable for dynamic processes and high throughputs
- Versatile use for spring plungers with mounting threads from M18 x 1.5 to M30 x 1.5
- Can be configured to customer specifications, e.g. with spring plungers and vacuum suction cups

Holders for Spring Plungers HT-FST

Mountings for spring plungers from M18x1.5 to M30x1.5

Designation code Holders for Spring Plungers HT-FST



1 - Abbreviated designation

Code	Type
HT-FST	Holder for spring plunger

2 - Tooling connection

Code	Connection in mm
A2	ø 19, pin
A3	ø 28.5, ball
A5	ø 32, ball

3 - Width

Code	Width in mm
35	35
42	42

4 - Connection

Code	Anschluss
M18x1.5	M18x1.5
M20x1.5	M20x1.5
M30x1.5	M30x1.5

The holders for spring plungers HT-FST are delivered as a ready-to-connect product.

Ordering data Holders for Spring Plungers HT-FST

Type	Part no.
HT-FST A2 35 M18x1.5	10.07.06.00477
HT-FST A2 35 M20x1.5	10.07.06.00480
HT-FST A2 42 M30x1.5	10.07.06.00474
HT-FST A3 35 M18x1.5	10.07.06.00475
HT-FST A3 35 M20x1.5	10.07.06.00478
HT-FST A3 42 M30x1.5	10.07.06.00472
HT-FST A5 35 M18x1.5	10.07.06.00476
HT-FST A5 35 M20x1.5	10.07.06.00479
HT-FST A5 42 M30x1.5	10.07.06.00473

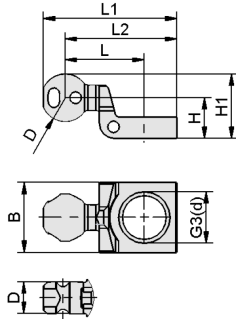
Technical data Holders for Spring Plungers HT-FST

Type	Weight [g]
HT-FST A2 35 M18x1.5	71
HT-FST A2 35 M20x1.5	69
HT-FST A2 42 M30x1.5	69
HT-FST A3 35 M18x1.5	84
HT-FST A3 35 M20x1.5	82
HT-FST A3 42 M30x1.5	83
HT-FST A5 35 M18x1.5	96
HT-FST A5 35 M20x1.5	94
HT-FST A5 42 M30x1.5	94

Holders for Spring Plungers HT-FST

Mountings for spring plungers from M18x1.5 to M30x1.5

Design data Holders for Spring Plungers HT-FST



HT-FST

Holders for Spring Plungers HT-FST

Mountings for spring plungers from M18x1.5 to M30x1.5

Design data Holders for Spring Plungers HT-FST

Type	B [mm]	D [mm]		H [mm]	H1 [mm]	L [mm]	L1 [mm]	L2 [mm]
HT-FST A2 35 M18x1.5	35	19.0	M18x1.5-F	24.5	34	41.3	73	61
HT-FST A2 35 M20x1.5	35	19.0	M20x1.5-F	24.5	34	41.3	73	61
HT-FST A2 42 M30x1.5	42	19.0	M30x1.5-F	24.5	34	41.3	73	61
HT-FST A3 35 M18x1.5	35	28.5	M18x1.5-F	24.5	39	47.5	80	67
HT-FST A3 35 M20x1.5	35	28.5	M20x1.5-F	24.5	39	47.5	80	67
HT-FST A3 42 M30x1.5	42	28.5	M30x1.5-F	24.5	39	47.5	80	67
HT-FST A5 35 M18x1.5	35	32.0	M18x1.5-F	24.5	41	47.5	82	67
HT-FST A5 35 M20x1.5	35	32.0	M20x1.5-F	24.5	41	47.5	82	67
HT-FST A5 42 M30x1.5	42	32.0	M30x1.5-F	24.5	41	47.5	82	67